

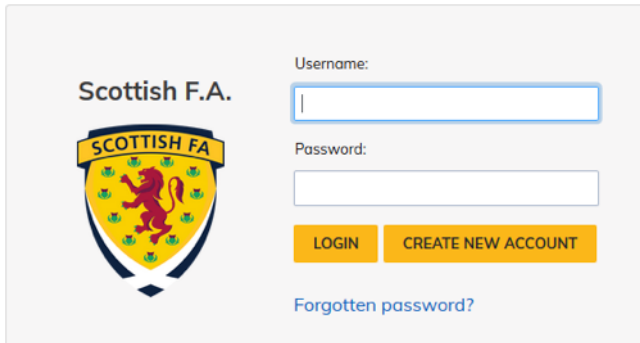
# SCOTTISH FA COACH EDUCATION REGISTRATION



NOTHING  
MATTERS  
MORE

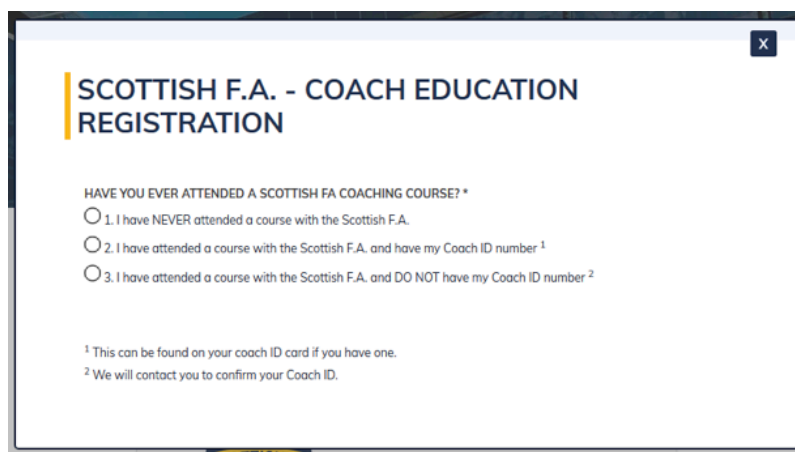
Candidates must create an account on Scottish FA Live

1. Log into <https://www.scottishfalive.co.uk/scottishfa/coaches/>.

The image shows the login and registration page for the Scottish F.A. Live website. On the left is the Scottish F.A. crest, which features a red lion on a yellow shield with green thistles. To the right of the crest, the text "Scottish F.A." is displayed. Below this, there are two input fields: "Username:" and "Password:". Under the password field are two yellow buttons: "LOGIN" and "CREATE NEW ACCOUNT". At the bottom, there is a blue link that says "Forgotten password?".

2. If you know your log in details then you can enter and log in.

3. If you don't, you need to "Create New Account". If you click the button, it brings up the screen below and presents you with 3 options.

The image shows a registration window titled "SCOTTISH F.A. - COACH EDUCATION REGISTRATION". Below the title, it asks "HAVE YOU EVER ATTENDED A SCOTTISH FA COACHING COURSE? \*". There are three radio button options: 1. I have NEVER attended a course with the Scottish F.A., 2. I have attended a course with the Scottish F.A. and have my Coach ID number <sup>1</sup>, and 3. I have attended a course with the Scottish F.A. and DO NOT have my Coach ID number <sup>2</sup>. At the bottom, there are two footnotes: <sup>1</sup> This can be found on your coach ID card if you have one. and <sup>2</sup> We will contact you to confirm your Coach ID.

1

**Option 1 – I have NEVER attended a course with the Scottish F.A.**

If you choose this option then you will be presented with a further 3 options (please see 3.1 on the following page).

2

**Option 2 – I have attended a course with the Scottish F.A. and have my Coach ID number**

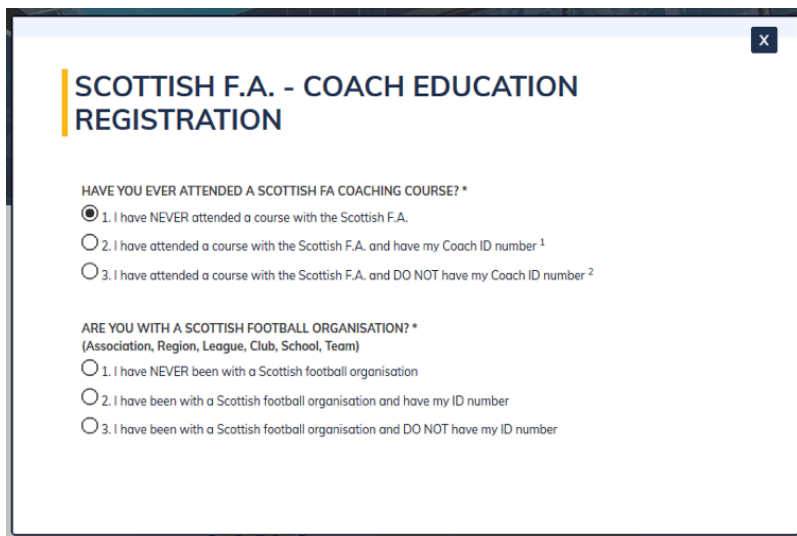
If you choose this option you would complete the fields below and a password will be sent to the email address on your record for you to log in and book a course.

3

**Option 3 – I have attended a course with the Scottish F.A. and DO NOT have my Coach ID number**

If you choose this then you would complete the fields below and a request will be sent to the coaching mailbox who we will confirm your Coach ID Number.

### 3.1 If you previously selected option 1, you will be presented with a further 3 options



The screenshot shows a web form titled "SCOTTISH F.A. - COACH EDUCATION REGISTRATION". It contains two sections of radio button questions. The first section asks "HAVE YOU EVER ATTENDED A SCOTTISH FA COACHING COURSE? \*" with three options: "1. I have NEVER attended a course with the Scottish F.A.", "2. I have attended a course with the Scottish F.A. and have my Coach ID number <sup>1</sup>", and "3. I have attended a course with the Scottish F.A. and DO NOT have my Coach ID number <sup>2</sup>". The second section asks "ARE YOU WITH A SCOTTISH FOOTBALL ORGANISATION? \*" (Association, Region, League, Club, School, Team) with three options: "1. I have NEVER been with a Scottish football organisation", "2. I have been with a Scottish football organisation and have my ID number", and "3. I have been with a Scottish football organisation and DO NOT have my ID number". At the bottom, there are two buttons: "LOGIN" and "CREATE NEW ACCOUNT".

1

#### **Option 1 – I have NEVER been with a Scottish football organisation**

If you have never attended a coaching course or been registered with an Association, Region, League, Club, School or Team then you should select this option and complete your details to create an account. If you have done any of the above do NOT select this option.

2

#### **Option 2 – I have been with a Scottish football organisation and have my ID number**

If you have attended a coaching course or been registered with an Association, Region, League, Club, School or Team then please select this option and input your ID number and details.

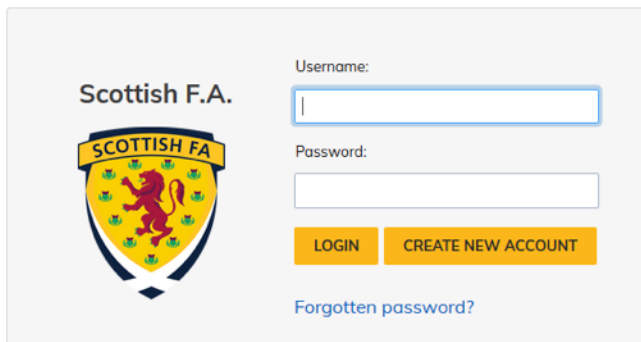
3

#### **Option 3 – I have been with a Scottish football organisation and DO NOT have my Coach ID number**

If you have attended a coaching course or been registered with an Association, Region, League, Club, School or Team then you will have an existing ID number. You can find this by checking your coaching cards or by logging into your Association, Region, League, Club or Team account. Whoever handles officials registrations for where you are registered should also be able to tell you.

**You will then be sent a password via email – this can sometimes go to your junk mail.**

### 4. Log back in to <https://www.scottishfalive.co.uk/scottishfa/coaches/>.



The screenshot shows the Scottish F.A. login and registration page. On the left is the Scottish F.A. crest. To the right, there are two input fields: "Username:" and "Password:". Below these fields are two buttons: "LOGIN" and "CREATE NEW ACCOUNT". At the bottom, there is a link that says "Forgotten password?".

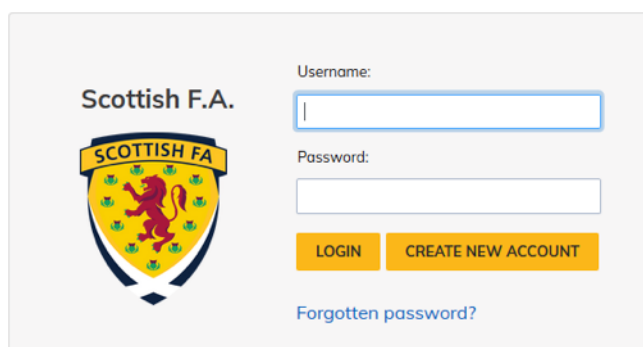
### 4.1 Enter your email address and new password and you will have access to your account.

# **SCOTTISH FA COACH EDUCATION CHILDREN'S WELLBEING IN SCOTTISH FOOTBALL**



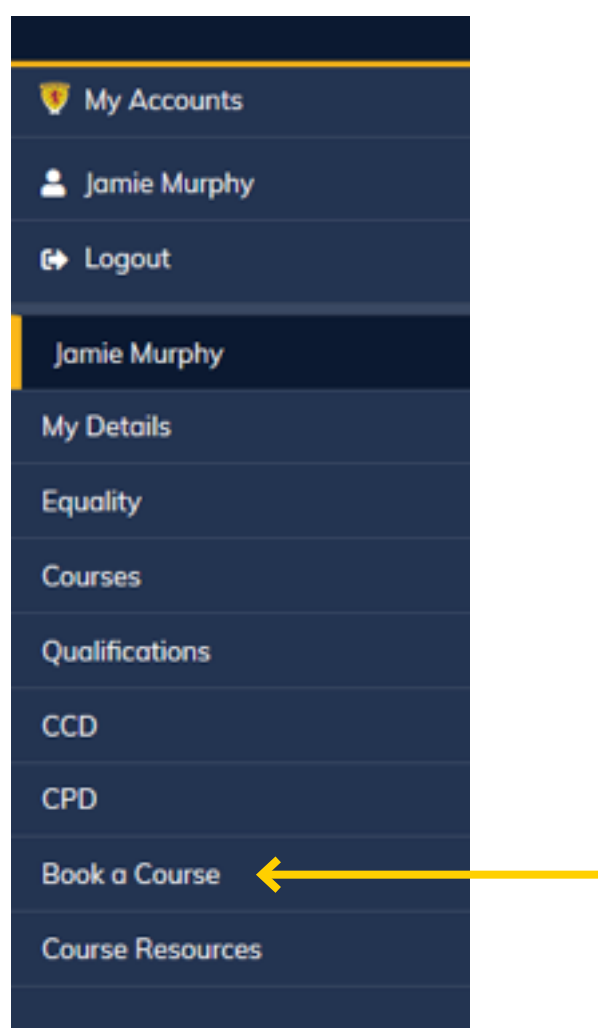
**NOTHING  
MATTERS  
MORE**

1. Firstly, log in to Scottish FA Live using your e-mail address and password:  
<https://www.scottishfalive.co.uk/scottishfa/coaches/>.



The image shows the login page for Scottish F.A. Live. On the left is the Scottish F.A. crest. To the right of the crest, the text "Scottish F.A." is displayed. Below this, there are two input fields: "Username:" and "Password:". Below the password field are two buttons: "LOGIN" and "CREATE NEW ACCOUNT". At the bottom, there is a link that says "Forgotten password?".

2. Click on "Book a Course".



3. Select "Children's Wellbeing in Scottish Football E-Learning" from the drop down menu. Please leave the Region drop down as "Please Select" then click the search icon. Select the icon for "View Course".

My Accounts  
Jamie Murphy  
Logout  
My Details  
Equality  
Courses  
Qualifications  
CCD  
CPD  
Book a Course  
Course Resources

Course Search

Please note that from 1st July 2019 all certificate courses must be paid for online.

Course Search Results

Course	Date	Venue
Children's Wellbeing in Scottish Football E-Learning		Online Course

4. Select "Fees & How to Apply", then select "Book Now" and complete the online booking process.

Children's Wellbeing in Scottish Football E-Learning

Children's Wellbeing in Scottish Football E-Learning

Football should be fun, inclusive and a safe environment for children. In order to promote this, the Scottish FA is fully committed to embedding a rights based approach to safeguarding and protecting children in Scottish football. This e-learning will help you to recognise, understand and promote children's rights, raise awareness of safeguarding children's wellbeing and recognise what needs to be done when you recognise that a child needs help or support.

This e-learning, policies and procedures and safeguards will give you the confidence needed to fulfil your role and responsibility to keep children safe in football.

This e-learning should take approximately 60-65 minutes for you to complete and you can leave the learning at any time and return later.

OVERVIEW

PRE-REQUISITES

FEES & HOW TO APPLY

Cost N/A - Free

Book a place on this course. On completion of the booking process, you will be registered on the course.

Click BOOK NOW to apply for this course.

BOOK NOW

5. Once booking is complete, click on the "Courses" tab, where you will then see the course listed. Select the blue icon which will take you through to the E-Learning platform.

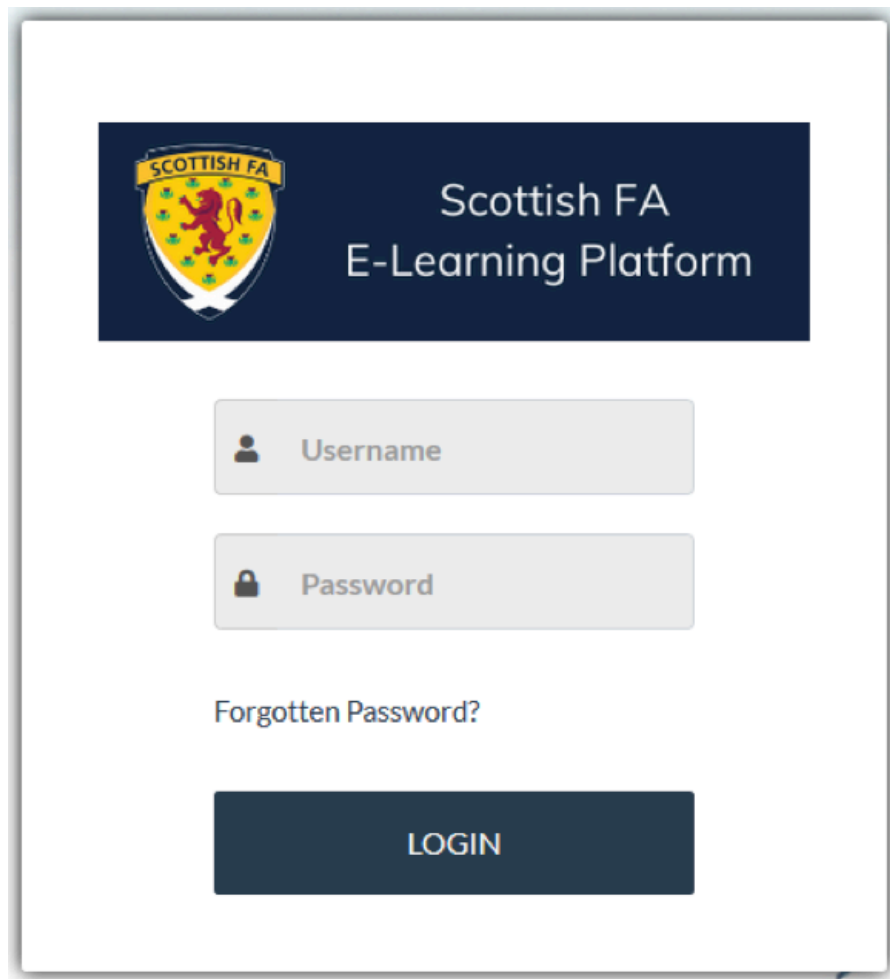
My Accounts  
Jamie Murphy  
Logout  
My Details  
Equality  
Courses

Jamie Murphy - COURSES

Scottish FA Course	Venue	Date Start	Date End	Attended/Completed
Children's Wellbeing in Scottish Football E-Learning				No

Click on the Module icon and you will be connected through to the E-learning platform.  
You were enrolled on the ELearning platform with your Account. Log in with the same details to access this course.

6. Log into the E-Learning platform using the same e-mail address and password for your Scottish FA Live account. If you cannot login with your usual details, please email [coaching@scottishfa.co.uk](mailto:coaching@scottishfa.co.uk) with your ID number and we can sync your details.



The screenshot shows the login interface for the Scottish FA E-Learning Platform. At the top, there is a dark blue header with the Scottish FA crest on the left and the text "Scottish FA E-Learning Platform" on the right. Below the header, there are two light gray input fields. The first field has a user icon and the label "Username". The second field has a lock icon and the label "Password". Below these fields is a link that says "Forgotten Password?". At the bottom of the form is a dark blue button with the word "LOGIN" in white capital letters.

7. Follow the online instructions to complete each module of the course.
8. The course will take approximately one hour to complete. On completion you will be issued with an electronic certificate. The qualification will also be added to your Scottish FA Live account within two hours of completion

If you have any issues accessing or completing the course please contact:  
[Cwsfonlinesupport@scottishfa.co.uk](mailto:Cwsfonlinesupport@scottishfa.co.uk).

# **SCOTTISH FA COACH EDUCATION MENTAL HEALTH IN SCOTTISH FOOTBALL E-LEARNING**



**NOTHING  
MATTERS  
MORE**



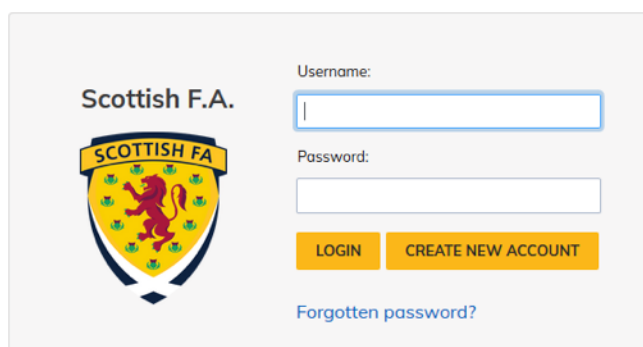
---

Mental Health in Scottish Football was made a pre-requisite for all our courses at the start of 2021.

It is a free E-learning course that can be booked and completed online through your Scottish FA Live account.

---

1. Firstly, log in to Scottish FA Live using your e-mail address and password: <https://www.scottishfalive.co.uk/scottishfa/coaches/>.



The image shows the login page for the Scottish F.A. Live account. On the left is the Scottish F.A. crest. To the right of the crest, the text 'Scottish F.A.' is displayed. Below this, there are two input fields: 'Username:' and 'Password:'. Below the password field are two orange buttons: 'LOGIN' and 'CREATE NEW ACCOUNT'. At the bottom, there is a blue link that says 'Forgotten password?'.

2. Click on "Book a Course".



3. Select "Mental Health in Scottish Football E-Learning" from the drop down menu. Please leave the Region drop down as "Please Select" then click the search icon. Select the icon for "View Course".

Course Search

Please note that from 1st July 2019 all certificate courses must be paid for online.

Course: Mental Health in Scottish Football E-Learning Course

Region: Please Select

Date From: 15/12/2020

Date To: 15/02/2021

SEARCH >>

Course Search Results

Course	Date	Venue
Mental Health in Scottish Football E-Learning Course - Mental Health in Scottish Football E-Learning Course		Online Course

4. Select "Fees & How to Apply", then select "Book Now" and complete the online booking process.

Mental Health in Scottish Football E-Learning Course

Mental Health in Scottish Football E-Learning Course

The Mental Health in Scottish Football is designed for everyone-coaches, players, officials and parents. In our society, there is still a stigma surrounding mental health. There is often a fear about talking about mental health and how we feel. The main aim of this module is to equip you with the tools and techniques to effectively support your players and fellow coaches

OVERVIEW

PRE-REQUISITES

Fees & How to Apply

Cost N/A - Free

Book a place on this course. On completion of the booking process, you will be registered on the course.

Click BOOK NOW to apply for this course

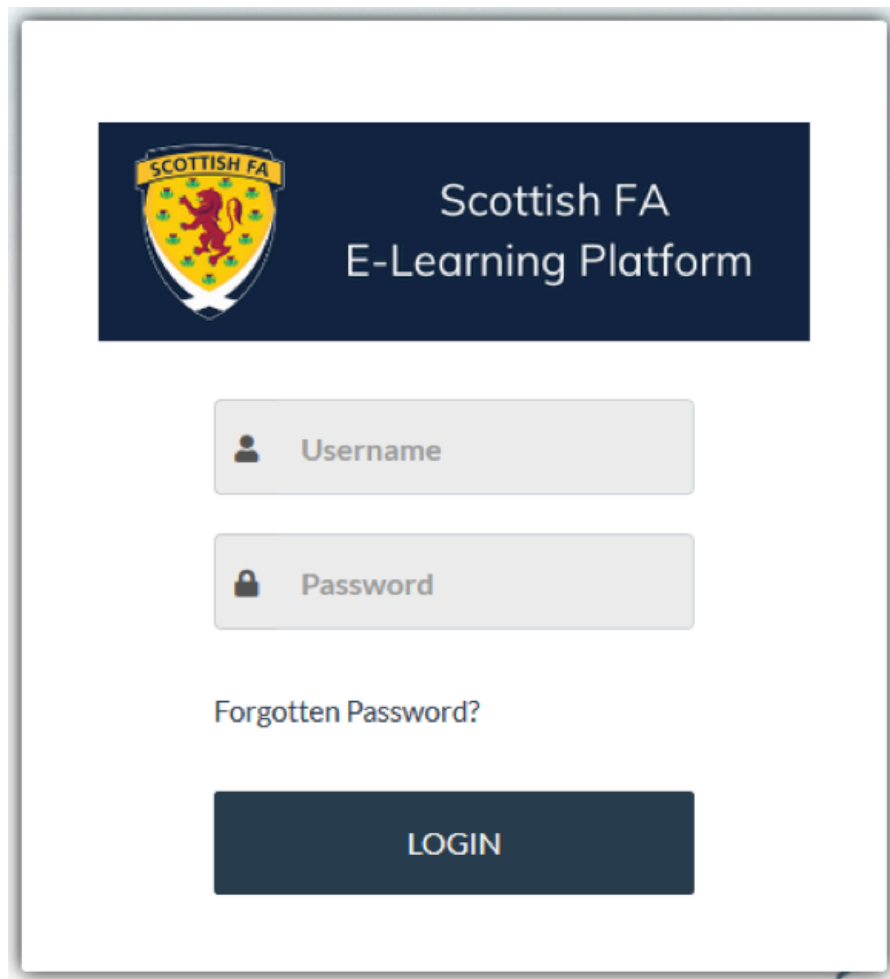
BOOK NOW

5. Once booking is complete, click on the "Courses" tab, where you will then see the course listed. Select the blue icon which will take you through to the E-Learning platform.

Jamie Murphy - COURSES

Scottish FA Course	Venue	Date Start	Date End	Attended/ Completed
Children's Wellbeing in Scottish Football E-Learning				No
Mental Health in Scottish Football E-Learning Course				No

6. Log into the E-Learning platform using the same e-mail address and password for your Scottish FA Live account. If you cannot login with your usual details, please email [coaching@scottishfa.co.uk](mailto:coaching@scottishfa.co.uk) with your ID number and we can sync your details.



The screenshot shows the login interface for the Scottish FA E-Learning Platform. At the top, there is a dark blue header with the Scottish FA crest on the left and the text "Scottish FA E-Learning Platform" on the right. Below the header, there are two light gray input fields. The first field is labeled "Username" with a person icon on the left. The second field is labeled "Password" with a padlock icon on the left. Below these fields, there is a link that says "Forgotten Password?". At the bottom of the form, there is a dark blue button with the word "LOGIN" in white capital letters.

7. Follow the online instructions to complete each module of the course.
8. The course will take approximately one hour to complete. On completion you will be issued with an electronic certificate. The qualification will also be added to your Scottish FA Live account within two hours of completion